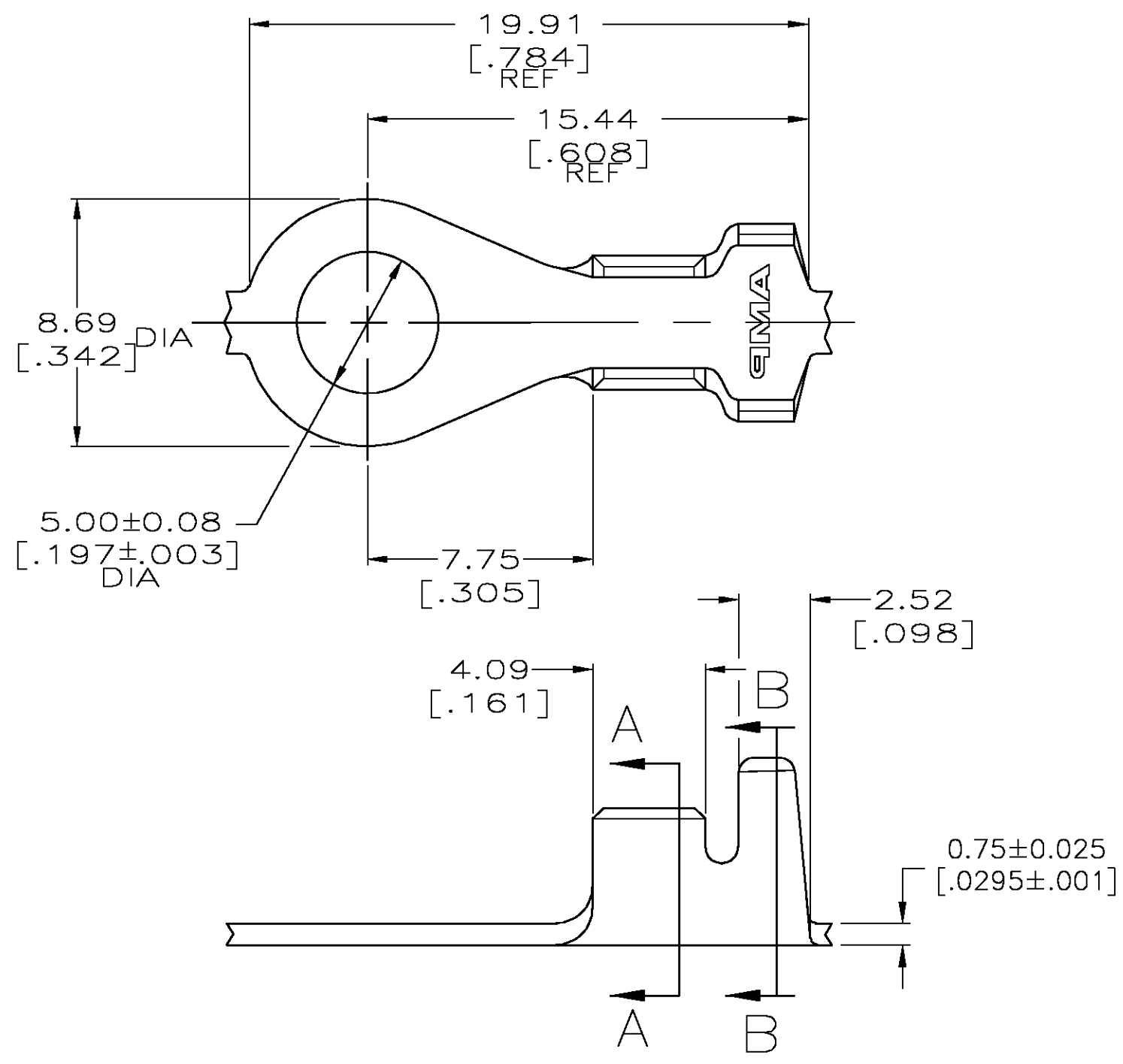
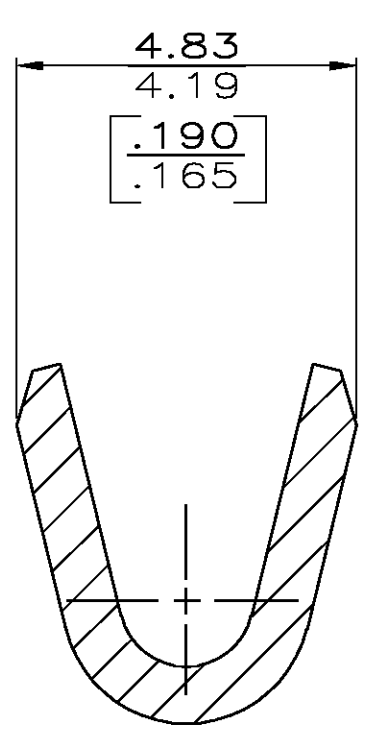


THIS DRAWING IS UNPUBLISHED. RELEASED FOR PUBLICATION
 © COPYRIGHT BY TYCO ELECTRONICS CORPORATION. ALL RIGHTS RESERVED.

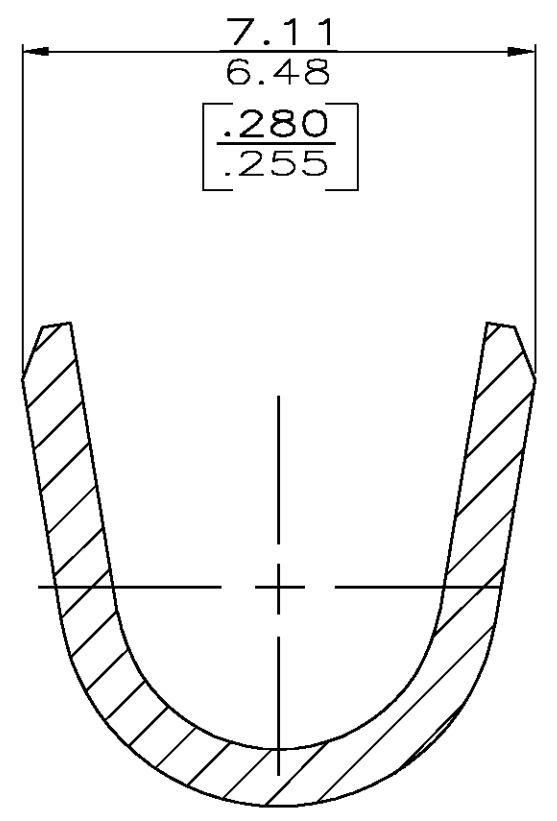
LOC	DIST	REVISIONS					
		P	LTR	DESCRIPTION	DATE	DWN	APVD
AF	50		K	REV PER 0G3A-0132-05	24MAY05	JR	DD



- 1 CONTINUOUS STRIP ON REEL.
- 2 WIRE SIZE IS [18-14] AWG
- 3 INSULATION RANGE IS 3.56-4.83 [.140-.190] DIA



SECTION A-A
 SCALE 10:1



SECTION B-B
 SCALE 10:1

0.002032 [.000080] MIN TIN	61397-1
FINISH	PART NUMBER

THIS DRAWING IS A CONTROLLED DOCUMENT.		DWN 27/MAY/97 PHILLIP M FORTNEY	Tyco Electronics Corporation Harrisburg, Pa 17105-3608	
DIMENSIONS: mm [INCHES]		CHK 27/MAY/97 JEFF R RUTH		
TOLERANCES UNLESS OTHERWISE SPECIFIED:		APVD 27/MAY/97 GARY YETTER	NAME TERMINAL, RING	
0 PLC ± - 1 PLC ± - 2 PLC ± 0.25 [.010] 3 PLC ± - 4 PLC ± - ANGLES ± -		PRODUCT SPEC -	SIZE A3	
MATERIAL 082 BRASS		FINISH SEE TABLE	CAGE CODE 00779	DRAWING NO C-61397
CUSTOMER DRAWING			RESTRICTED TO -	SCALE 5:1
			SHEET 1 OF 1	REV K